

North American Bird Conservation Initiative

A Collaboration of Partners for Bird Conservation

State of the Birds: 2018

Ken Rosenberg, Cornell Lab of Ornithology, ABC






Tom Moorman, Ducks Unlimited

August 1, 2018



State of the Birds Reports

- Initiated in 2009: DOI Directive
- Status of U.S. Bird Populations (/5 yr)
- Birds as Indicators of Environmental Health
- Relevant Issues and Policy Outcomes



State of the Birds: 2018

- **Critical Role of State Agencies** in Bird Conservation
 - Efforts by Agencies to Reverse Declines — **Insufficient; funding strapped**
 - **Urgency** and **magnitude** of the challenge
 - **Economic cost** of species conservation backlog (ESA)
- **Recovering America's Wildlife Act** (Blue Ribbon Panel)
 - Increase capacity of state wildlife agencies
 - **Relevancy** – changing society, broader constituencies



Wood Duck



Gr. Sage-Grouse



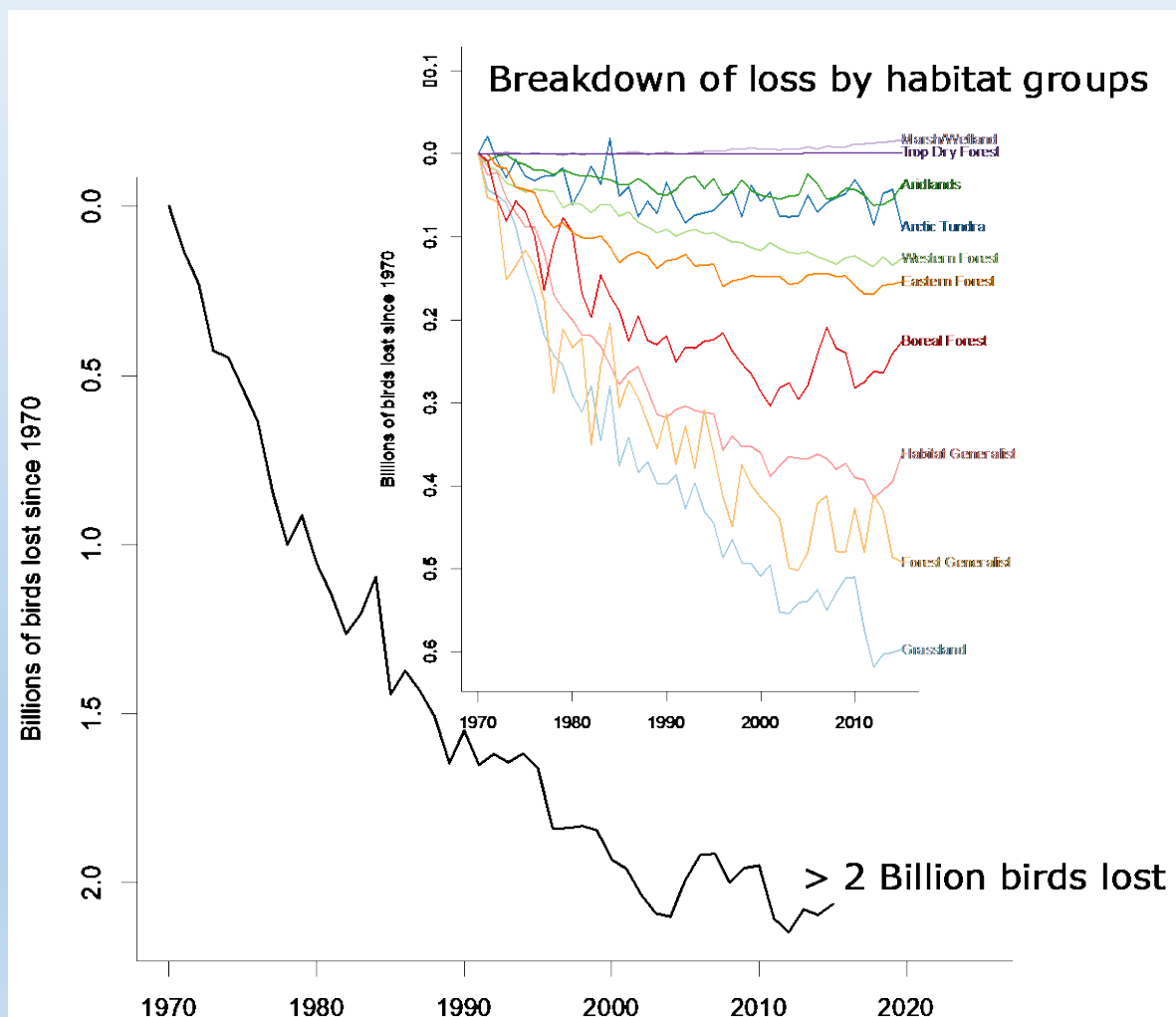
'Akohe'kohe



Blue Ribbon Panel *North American Bird Conservation Initiative*



State of the Birds 2018: The Challenge



- *Net Population Loss of 2 billion native landbirds since 1970*
- Net Loss in **ALL** habitats, including generalists; largest in **Grasslands**
- 50% of Loss —10 most **abundant and widespread species**
- **Shorebirds declined by 35%**
- Loss across **258 SGCN** species, listed in at least one state = **1.6 billion birds**

State of the Birds 2018: The Solution



- *Recovering America's Wildlife Act*
- Sustainable source of conservation funding for states (**\$1.7 billion/yr**)
- No cost to taxpayers
- States have **SWAPs** ready for 12,000 SGCN species, **800 birds**
- Give states resources to implement plans with **proactive, voluntary conservation** projects

State of the Birds 2018: The Benefits



- *Keep species off ESA lists*
- **Sustainable funding** for state-led conservation efforts
- **Regulatory certainty** for industry
- **Economic benefits** to states from wildlife (bird) activities (\$182 million in output from current SWG)
- Partnerships engage state capacity – Joint Ventures, Flyway Councils, Farm Bill biologists, etc.

State of the Birds 2018: Examples of Success

Kirtland's Warbler — MI



Greater Sage-Grouse — WAFWA



American Oystercatcher — Atlantic Flyway



Hawaiian Forest Birds — Hawaii



State of the Birds: 2018

- **Relevancy** – **fundamental issue** for states and all partners
- **Broader messaging** for state and federal agencies
- Link birds to **economic benefits** to states
- Link to continental **Grassland Birds** initiative?
- **Engage NABCI** Legislative and Policy, Communications, HD



State of the Birds 2018: Timeline

- **4-page report** – Cornell Lab editing and design
- **SOTB Team** – 36 members; all of NABCI Committee!
- **Seek engagement** and buy-in from all states
 - AFWA BCC support and recommendation to Directors; Flyway councils
- Potential **1 page insert** for all states?
- **Release report in fall 2018** (October-December); or early 2019?
- **Focus on state agencies, or advocate for RAWA?**

